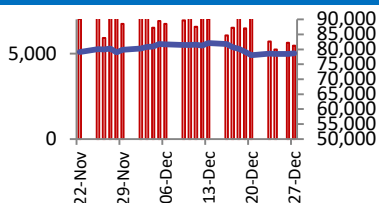
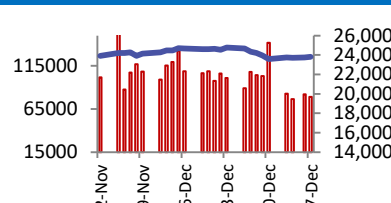


BSE



Open	78608
High	79043
Low	78599
Close	78699
Change	227
Volume (Lacs)	6167
Turnover (Rs.inCr)	5471

NSE



Open	23801
High	23939
Low	23801
Close	23813
Change	63
Volume(Lacs)	24107
Turnover(Rs.in Cr)	79108

World Markets	Current	Previous	Pt. Chg	Var(%)
Dow	42992	43326	(334)	-0.8%
Dow Futures	43280	43344	(64)	-0.1%
Nasdaq	19722	20020	(298)	-1.5%
FTSE	8150	8137	13	0.2%
Nikkei	39980	40281	(301)	-0.7%
Hang Seng	20042	20090	(49)	-0.2%
Gift Nifty	23992	23963	29	0.1%
Straits Singapore	3778	3772	7	0.2%
South Korea	2419	2405	14	0.6%
Taiwan	23308	23276	33	0.1%
Shanghai	3405	3400	5	0.2%

Commodity Prices	Current	Previous	Pt. Chg	Var(%)
Copper (\$/MT)	8982	8951	32	0.4%
Alumin (\$/MT)	2558	2565	(7)	-0.3%
Zinc (\$/MT)	3032	3049	(18)	-0.6%
Brent Crude (\$/bbl)	74	74	0	0.1%
Gold (\$/Ounce)	2624	2621	3	0.1%
Silver (\$/Ounce)	29	29	0	0.0%
Light Crude (\$/bbl)	71	71	0	0.1%
N G (\$/mmbtu)	4	3	0	9.0%
Sugar (\$/MT)	509	518	(10)	-1.9%
Rubber (Rs./kg)	188	188	0	0.0%
Baltic Dry Index	997	994	3	0.3%

Currency Exchange Rate	Current	Previous	Var(%)
Rs./\$ rate	85.54	85.27	0.32%
Rs./ Euro	89.11	88.68	0.49%
Rs./Chinese Yuan	11.72	11.68	0.33%
Yen /\$ rate	157.81	157.87	-0.04%
\$ US/Euro	1.04	1.04	0.00%

Dollar Index	Current	Previous	Var(%)
Dollar Index	107.99	108.00	-0.01%

Support/ Resistance Levels for Today		
	Nifty	Bank Nifty Fut
Support 1	23740	51470
Support 2	23670	51200
Resistance	23870	52000

Securities in Ban For Trade
NIL

Market Review

US: US stock market ended lower last week dragged by losses in technology shares.

Asia: Asian markets traded lower on Monday tracking a fall in Wall Street on Friday, amid losses in technology shares..

India: On Friday, the Indian stock market ended higher led by banking and auto heavyweights. **Market is expected to open on a flattish note and likely to witness range bound move during the day.**

Global economy: Japan's factory activity shrank at a slower pace in December as declines in production and new orders eased, a private-sector survey showed on Monday, edging closer to stabilisation after recent falls. The final au Jibun Bank Japan manufacturing purchasing managers' index (PMI) rose to 49.6 in December, indicating the softest contraction in three months. The index was slightly higher than 49.5 in the flash reading and 49.0 in November but stayed below the 50.0 threshold that separates growth from contraction for the sixth straight month.

South Korea's factory output fell more sharply than expected in November amid slowing exports and weakening business confidence. The industrial output index fell 0.7% over the month on a seasonally adjusted basis, after no change in the prior month. That compared with a fall of 0.4% forecast. On an annual basis, the index was up 0.1%, slower than gains of 6.3% the month before and 0.4% expected by economists. Last month, South Korea's export growth slowed to a 14-month low, as shipments to the United States and China fell amid tariff uncertainty. The country's business sentiment hit this month the weakest in more than four years.

Commodities: Oil prices slipped lower on Monday in thin holiday trade ahead of the year-end as traders awaited more economic data from China and the U.S. later this week to assess growth in the world's two largest oil consumers.

Gold climbed on Monday as conflict in the Middle East lifted bullion's safe-haven appeal, while investors looked forward to U.S. Federal Reserve's interest rate outlook and Donald Trump's tariff policies, which could shape the metal's 2025 trajectory.

Currency: The Japanese yen traded around five-month lows on Monday against a dollar underpinned by rising U.S. yields as thin year-end liquidity kept most currencies in tight ranges.

FII Derivative Transactions (Rs. Cr)

Contracts	Purchase		Sell		Net	Open Interest (OI)		OI (Previous day)		Change	
	Contract	Value	Contract	Value	Value	Contract	Value	Contract	Value	Contract	Value
Index Future	23733	1607	43389	2784	(1177)	265620	17915	245176	16650	20444	1265
Index Option	5851924	694323	5721082	674664	19659	3043747	290175	2783590	230583	260157	59592
Stock Future	248597	15979	230941	14753	1226	5120070	329966	5068156	326819	51914	3147
Stock Option	684138	45379	677016	44561	818	421615	26483	185455	11564	236160	14919
Total	6808392	757288	6672428	736762	20526	8851052	664539	8282377	585616	568675	78923

FII All Activity-BBG (Rs Cr)	Buy	Sell	Net
19-Dec-24	15537	16330	(793)
20-Dec-24	32683	34556	(1873)
23-Dec-24	9113	8958	155
24-Dec-24	5817	7621	(1804)
26-Dec-24	6527	8119	(1592)
Month to date- Dec	299414	281749	17665

FII (Prov.) (Rs Cr)	Buy	Sell	Net
20-Dec-24	30298	33896	(3598)
23-Dec-24	8705	8874	(169)
24-Dec-24	4933	7387	(2454)
26-Dec-24	4256	6633	(2377)
27-Dec-24	5368	6692	(1323)
Month to date-Dec	278171	288615	(10444)

DII (Prov.) (Rs. Cr)	Buy	Sell	Net
20-Dec-24	20119	18745	1374
23-Dec-24	11084	8856	2228
24-Dec-24	10514	7695	2819
26-Dec-24	11592	8256	3336
27-Dec-24	9437	6892	2545
Month to date-Dec	234839	216592	18246

FII Debt - BBG (Rs. Cr)	Buy	Sell	Net
19-Dec-24	4805	3047	1758
20-Dec-24	3378	2137	1241
23-Dec-24	563	1273	(709)
24-Dec-24	1418	1513	(95)
26-Dec-24	2579	1327	1252
Month to date- Dec	58324	45980	12345

Market Breadth	BSE		NSE	
	No.	%	No.	%
Advance	1864	46%	1396	49%
Decline	2108	52%	1401	49%
Unchanged	116	3%	60	2%

Market Turnover	27-Dec	26-Dec	Var (%)
BSE Cash	5471	5628	-3%
NSE Cash	79108	82061	-4%
NSE Futures	81286	300735	-73%
NSE Options	7210545	33481893	-78%
Total (Rs.Cr)	7376409	33870318	-78%

Volatility Index	27-Dec	26-Dec
Volatility Index	13.24	14.04

Index PE - TTM	27-Dec	Yr. High	Yr. Low
Sensex	22.8	26.0	21.8
Nifty	21.9	28.8	20.8

Corporate News

Hero MotoCorp Expands Pact with Harley-Davidson to Launch New Motorcycle and X440 Variants

Hero MotoCorp Ltd. has extended its partnership with Harley-Davidson Motor Co. to "expand the Harley-Davidson X440 into new variants" as well as to develop a new motorcycle. (NDTV)

JSW Energy Arm to Acquire O2 Power, O2 Energy and Their Subsidiaries for Rs 12,468 Cr

JSW Energy Ltd, its wholly-owned subsidiary has entered into pacts to acquire various companies involved in the energy management and clean energy systems space for a total enterprise value of Rs 12,468 cr. (NDTV)

Axis Max Life Insurance to Discontinue Max Life Pension Fund Management

Axis Max Life Insurance Ltd. is set to wind down wholly owned subsidiary Max Life Pension Fund Management Ltd. in order to avoid brand confusion. The Max Financial Services subsidiary took the decision after the recent change in the corporate name from Max Life Insurance to Axis Max Life Insurance and inclusion of the Axis logo in its brand. (ET)

Economy

India's exports to Australia surge 14% since ECTA, trade momentum strong

India's exports to Australia see a 14% growth due to the ECTA, with significant increases in textiles, chemicals, and agriculture. Bilateral trade continues strong, reaching \$16.3 bn in Apr-Nov 2024. Enhanced market access benefits Indian MSMEs and farmers, promoting a target of AUD 100 bn trade by 2030. (ET)

Foodgrain output set to scale new peak in 2025 as farm sector eyes 4 pc growth

India's agricultural sector is set for a strong recovery in 2025, with record foodgrain production thanks to a favorable monsoon. The National Mission on Edible Oils - Oilseeds will address self-sufficiency challenges. The government introduces several new schemes to boost agriculture. Despite progress, challenges such as farmer unrest and high input costs remain. (ET)

International

Fire at Tyson Foods poultry plant in Georgia kills one, company says

A fire overnight at a Tyson Foods poultry plant in Camilla, Georgia, killed one person and injured several others, Tyson, the biggest U.S. meat company by sales, is working closely with local authorities to determine the cause of the fire, "Right now we are still gathering the facts". (Inv)

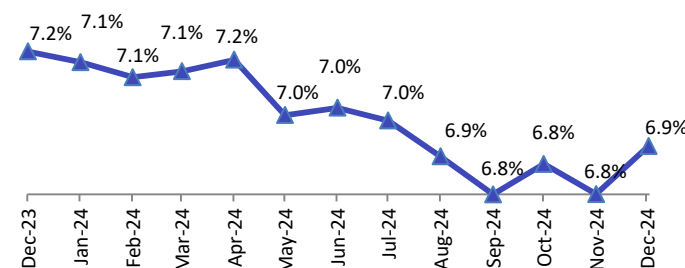
Top 5 Nifty Gainers	27-Dec	26-Dec	Var(%)
DRREDDY	1389	1355	2.5%
M&M	3049	2976	2.5%
INDUSINDBK	953	932	2.3%
EICHERMOT	4877	4801	1.6%
BAJFINANCE	6908	6816	1.3%
Top 5 Nifty Losers	27-Dec	26-Dec	Var(%)
HINDALCO	617	629	-1.8%
COALINDIA	381	387	-1.6%
SBIN	800	812	-1.6%
ONGC	237	240	-1.4%
BEL	292	295	-1.1%

BSE Index Watch	Last	1 day	1 wk	1 mth	1 yr
SENSEX	78699	0.3%	-0.7%	-1.4%	8.9%
MIDCAP	46326	-0.1%	-2.2%	0.6%	25.8%
SMLCAP	55048	0.3%	-2.3%	-0.3%	29.0%
AUTO	52220	0.9%	-0.2%	-1.3%	23.7%
BANKEK	58217	0.1%	-0.9%	-1.8%	7.1%
Capital Goods	68160	-0.6%	-3.6%	-3.6%	22.5%
FMCG	20632	0.3%	0.2%	-2.7%	0.8%
Health Care	44638	0.8%	0.1%	2.2%	41.5%
IT	43610	0.2%	-2.5%	1.9%	21.1%
METAL	29199	-1.2%	-3.1%	-4.4%	8.2%
Oil & Gas	25863	-0.9%	-1.1%	-3.5%	12.3%
Power	6987	-0.8%	-4.5%	-6.7%	20.1%
Realty	8352	-0.4%	-3.0%	4.9%	35.0%

NSE USD Futures	27-Dec	26-Dec	Var (%)
Dec Expiry (Rs./\$)	85.67	85.21	0.5%
Jan Expiry (Rs./\$)	84.30	84.30	0.0%
Total Turnover (Rs. Crore)	20773	20729	0%

Sectors	TTM PE
Auto	29.37
Auto Ancillary	46.74
Banking	14.02
Engineering	49.63
Cement	84.85
Diamonds & Jewellery	55.37
Housing Finance	25.57
Infrastructure & Const	34.66
Metals-Aluminium	37.5
Metal – Steel	16.47
Oil Expl.	13.21
Pharma	8.88
Power – Gen. Supp.	44.78
Information Tech.	27.38
Sugar	24.2
Telecom Serv. Prov.	69.86
Tyres	29.82

India 10 year bond yield (Source: Invt)



10 year G-Sec Yield	Current	Previous	Change
US	4.63%	4.63%	0 bps
Japan	1.13%	1.13%	1 bps
India	6.79%	6.78%	0 bps
UK	4.63%	4.58%	6 bps
Libor 3 Mths	4.85%	4.85%	(0) bps

Indian Eco Data	Current	Previous	Var(%)
Forex Reserve (US\$ in bn)	644	644	0.0%
Inflation - WPI	1.89%	2.36%	(47) bps
Inflation - CPI	5.48%	6.21%	(73) bps

India GDP	Q2FY25	Q1FY25	Var(%)
Growth	5.40%	6.70%	(130)bps

Monetary Policy	Current	Previous	Change
Repo Rate	6.50%	6.50%	0 bps
Reverse Repo Rate	3.35%	3.35%	0 bps
CRR	4.00%	4.50%	(50) bps
O/S Banking System Liquidity (Rs bn)	-1946	-1951	5.5

IIP Growth %	Oct-24	Oct-23	Apr-Feb
IIP	3.5	11.9	4.3
Capital Goods	3.1	21.7	4.0
Mining	4.1	10.6	3.8
Manufacturing	2.0	20.4	6.1
Electricity	0.9	13.1	4.0

Bulk Deal As On 27/12/24

BSE					
Security Code	Security Name	Client Name	Deal	Quantity	Price
543377	ADISHAKTI	BINDU KAMLESH TIMBADIA	S	30000	13.65
543377	ADISHAKTI	BINDU KAMLESH TIMBADIA	B	30000	9.65
543377	ADISHAKTI	BINDU KAMLESH TIMBADIA	S	30000	13.65
543377	ADISHAKTI	BINDU KAMLESH TIMBADIA	B	30000	9.65
538465	AMARSEC	SUBRATA SAHA	S	25072	24.46
538465	AMARSEC	SUBRATA SAHA	S	25072	24.46
533108	BTTL	BSR FINANCE AND CONSTRUCTION LTD	S	300000	44.79
533108	BTTL	BSR FINANCE AND CONSTRUCTION LTD	S	300000	44.79
533108	BTTL	SITA NIRMAN PVT LTD	B	501898	44.79
533108	BTTL	SITA NIRMAN PVT LTD	B	501898	44.79
531909	CROISSANCE	SAMIR R SHAH HUF	S	414499	3.65
531909	CROISSANCE	SAMIR R SHAH HUF	S	414499	3.65
531909	CROISSANCE	SELTRON RESOURCE SOLUTIONS LLP	B	410511	3.65
531909	CROISSANCE	SELTRON RESOURCE SOLUTIONS LLP	B	410511	3.65
539884	DARSHANORNA	MANJULA HIRJI GADA	S	1534388	4.59
539884	DARSHANORNA	MANJULA HIRJI GADA	S	1534388	4.59
543516	DHYAANITR	TANVI BANSAL	B	98000	15.81
543516	DHYAANITR	TANVI BANSAL	B	98000	15.81
531153	DILIGENT	ALNASIR ABDUL AZIZ GILANI	S	1500000	3.6
531153	DILIGENT	ALNASIR ABDUL AZIZ GILANI	S	1500000	3.6
531153	DILIGENT	ANEES ALNASIR GILANI	S	2000000	3.6
531153	DILIGENT	ANEES ALNASIR GILANI	S	2000000	3.6
531153	DILIGENT	ANISA ALNASIR GILANI	S	1500000	3.6
531153	DILIGENT	ANISA ALNASIR GILANI	S	1500000	3.6
531153	DILIGENT	DIVYAYUDH TRADING PRIVATE LIMITED	B	2500000	3.6
531153	DILIGENT	DIVYAYUDH TRADING PRIVATE LIMITED	B	2500000	3.6
531153	DILIGENT	ODYSSEY CORPORATION LIMITED	B	2000000	3.6
531153	DILIGENT	ODYSSEY CORPORATION LIMITED	B	2000000	3.6
531153	DILIGENT	WEALTH 4 U HOSPITALITY CONSULTANCY PRIVATE LIMITED	S	132500	3.46
531153	DILIGENT	WEALTH 4 U HOSPITALITY CONSULTANCY PRIVATE LIMITED	B	2569500	3.6
531153	DILIGENT	WEALTH 4 U HOSPITALITY CONSULTANCY PRIVATE LIMITED	S	132500	3.46
531153	DILIGENT	WEALTH 4 U HOSPITALITY CONSULTANCY PRIVATE LIMITED	B	2569500	3.6
531153	DILIGENT	ZEENAT AL NASIR GILANI	S	2000000	3.6
531153	DILIGENT	ZEENAT AL NASIR GILANI	S	2000000	3.6
543594	DPL	DILIP KESHRIKAL SANKLECHA	B	417000	11.91
543594	DPL	DILIP KESHRIKAL SANKLECHA	B	417000	11.91
531364	EKANSH	AZURA PROJECTS PRIVATE LIMITED	S	307070	135.09
531364	EKANSH	AZURA PROJECTS PRIVATE LIMITED	S	307070	135.09
512441	ENBETRD	CHIRAG RAJENDRA SHAH	S	110000	15.19
512441	ENBETRD	CHIRAG RAJENDRA SHAH	S	110000	15.19
512441	ENBETRD	HITESH SINGH	B	332280	15.28
512441	ENBETRD	HITESH SINGH	B	332280	15.28
512441	ENBETRD	RAVI HARENDRA THAKER	S	105200	15.1
512441	ENBETRD	RAVI HARENDRA THAKER	S	105200	15.1
543895	EXHICON	RISHI KAJARIA & SONS HUF	B	66000	363.82
543895	EXHICON	RISHI KAJARIA & SONS HUF	B	66000	363.82
524238	GUJINJEC	KRISHNA KUMAR GOYAL	B	100000	22.28
524238	GUJINJEC	KRISHNA KUMAR GOYAL	B	100000	22.28
524238	GUJINJEC	RAJESH SHANTILAL SANGHVI	S	391000	22.29
524238	GUJINJEC	RAJESH SHANTILAL SANGHVI	S	391000	22.29

539449	IGCIL	MULTIPLIER SHARE & STOCK ADVISORS PRIVATE LIMITED	S	212001	10.92
539449	IGCIL	MULTIPLIER SHARE & STOCK ADVISORS PRIVATE LIMITED	S	212001	10.92
526001	JAUSPOL	KRISHNAKUMAR BASUDEV JAGNANI	B	25000	9.41
526001	JAUSPOL	KRISHNAKUMAR BASUDEV JAGNANI	B	25000	9.41
531413	KIRANPR	VISHAL ULHAS DHUMAL	B	30000	47.19
531413	KIRANPR	VISHAL ULHAS DHUMAL	B	30000	47.19
543613	MAFIA	SHEFALI KASLIWAL	S	28000	22.42
543613	MAFIA	SHEFALI KASLIWAL	S	28000	22.42
543613	MAFIA	SHYAMA SHAHI	B	32000	22.65
543613	MAFIA	SHYAMA SHAHI	B	32000	22.65
544305	MOBIKWIK	GRAVITON RESEARCH CAPITAL LLP	S	420850	631.34
544305	MOBIKWIK	GRAVITON RESEARCH CAPITAL LLP	B	420850	630.92
544305	MOBIKWIK	GRAVITON RESEARCH CAPITAL LLP	S	420850	631.34
544305	MOBIKWIK	GRAVITON RESEARCH CAPITAL LLP	B	420850	630.92
532140	MOHITE	GREENLAND BIO TECH LLP	B	138184	67.83
532140	MOHITE	GREENLAND BIO TECH LLP	B	138184	67.83
544313	NACDAC	MULTIPLIER SHARE & STOCK ADVISORS PRIVATE LIMITED	B	124000	76.97
544313	NACDAC	MULTIPLIER SHARE & STOCK ADVISORS PRIVATE LIMITED	B	124000	76.97
544313	NACDAC	NEO APEX VENTURE LLP	B	56000	76.97
544313	NACDAC	NEO APEX VENTURE LLP	B	56000	76.97
544313	NACDAC	PACE STOCK BROKING SERVICES PVT LTD	S	76000	76.97
544313	NACDAC	PACE STOCK BROKING SERVICES PVT LTD	S	76000	76.97
530805	OWL	PARESH GUNVANTBHAI PATEL	B	200000	12.02
530805	OWL	PARESH GUNVANTBHAI PATEL	B	200000	12.02
530805	OWL	VIBHU MAURYA	S	750000	12.2
530805	OWL	VIBHU MAURYA	S	750000	12.2
530805	OWL	VIPUL NARAYANBHAI PATEL	B	200000	12
530805	OWL	VIPUL NARAYANBHAI PATEL	B	200000	12
511644	OMEGAIN	BHAVESHKUMAR BHOGILAL PRAJAPATI	S	3793	375.2
511644	OMEGAIN	BHAVESHKUMAR BHOGILAL PRAJAPATI	S	3793	375.2
511644	OMEGAIN	GREEN PEAKS ENTERPRISES LLP	B	8000	375.2
511644	OMEGAIN	GREEN PEAKS ENTERPRISES LLP	B	8000	375.2
511644	OMEGAIN	MULTIPLIER SHARE & STOCK ADVISORS PRIVATE LIMITED	B	5000	375.2
511644	OMEGAIN	MULTIPLIER SHARE & STOCK ADVISORS PRIVATE LIMITED	B	5000	375.2
511644	OMEGAIN	SOMANI VENTURES AND INNOVATIONS LIMITED	S	3123	375.2
511644	OMEGAIN	SOMANI VENTURES AND INNOVATIONS LIMITED	S	3123	375.2
511644	OMEGAIN	WEALTHGROW INVESTMENT	B	4305	375.2
511644	OMEGAIN	WEALTHGROW INVESTMENT	B	4305	375.2
526490	PRATIK	ATULSHANKARRAOTELWADKAR	S	800000	6.51
526490	PRATIK	ATULSHANKARRAOTELWADKAR	S	800000	6.51
539495	RAJKOTINV	RUCHIRA GOYAL	B	10000	62.01
539495	RAJKOTINV	RUCHIRA GOYAL	B	10000	62.01
512115	ROSEMER	KA AJAL ROHIRA	S	23000	108.5
512115	ROSEMER	KA AJAL ROHIRA	S	23000	108.5
512115	ROSEMER	SANTOSH S GAVADE	B	23000	108.5
512115	ROSEMER	SANTOSH S GAVADE	B	23000	108.5
543366	SBLI	GAURANGKUMAR SONI	S	4800	52.9
543366	SBLI	GAURANGKUMAR SONI	S	4800	52.9
543366	SBLI	KAILASHBEN ASHOKKUMAR PATEL	B	25200	52.92
543366	SBLI	KAILASHBEN ASHOKKUMAR PATEL	B	25200	52.92
543366	SBLI	SANKAR S	B	4800	52.91
543366	SBLI	SANKAR S	B	4800	52.91
543366	SBLI	SIDDHARTH D SHAH (HUF)	B	12000	52.9
543366	SBLI	SIDDHARTH D SHAH (HUF)	B	12000	52.9
543366	SBLI	SOMESHWARA TRADELINK PRIVATE LIMITED	S	6000	52.92
543366	SBLI	SOMESHWARA TRADELINK PRIVATE LIMITED	S	6000	52.92

540259	SHANGAR	ANKITA VISHAL SHAH	S	126568	5.65
540259	SHANGAR	ANKITA VISHAL SHAH	B	500000	5.65
540259	SHANGAR	ANKITA VISHAL SHAH	S	126568	5.65
540259	SHANGAR	ANKITA VISHAL SHAH	B	500000	5.65
540259	SHANGAR	AVENUE BUSINESS CENTER PRIVATE LIMITED	B	18899485	5.67
540259	SHANGAR	AVENUE BUSINESS CENTER PRIVATE LIMITED	B	18899485	5.67
540259	SHANGAR	HEMALI PATHIK THAKKAR	S	8705000	5.65
540259	SHANGAR	HEMALI PATHIK THAKKAR	S	8705000	5.65
540259	SHANGAR	HET ASHOK KUMAR DUNGANI	S	520840	5.65
540259	SHANGAR	HET ASHOK KUMAR DUNGANI	S	520840	5.65
540259	SHANGAR	KARTIKASHOKBHAISHAH	S	520000	5.65
540259	SHANGAR	KARTIKASHOKBHAISHAH	S	520000	5.65
540259	SHANGAR	KHUSHI AMITBHAI SHAH	S	632840	5.65
540259	SHANGAR	KHUSHI AMITBHAI SHAH	S	632840	5.65
540259	SHANGAR	MULTIPLIER SHARE & STOCK ADVISORS PRIVATE LIMITED	S	1545187	5.74
540259	SHANGAR	MULTIPLIER SHARE & STOCK ADVISORS PRIVATE LIMITED	B	2500000	5.65
540259	SHANGAR	MULTIPLIER SHARE & STOCK ADVISORS PRIVATE LIMITED	S	1545187	5.74
540259	SHANGAR	MULTIPLIER SHARE & STOCK ADVISORS PRIVATE LIMITED	B	2500000	5.65
540259	SHANGAR	NIRAV MAHENDRABHAI KOTHARI	S	520500	5.65
540259	SHANGAR	NIRAV MAHENDRABHAI KOTHARI	S	520500	5.65
540259	SHANGAR	PRANAV PARESH SHAH	S	936784	5.65
540259	SHANGAR	PRANAV PARESH SHAH	S	936784	5.65
540259	SHANGAR	RATHOD MANOJ CHHAGANLAL HUF	S	521000	5.65
540259	SHANGAR	RATHOD MANOJ CHHAGANLAL HUF	S	521000	5.65
540259	SHANGAR	YOGESHKUMAR RASIKLAL SANGHAVI	S	868055	5.65
540259	SHANGAR	YOGESHKUMAR RASIKLAL SANGHAVI	S	868055	5.65
540072	SHIVAEXPO	RAMESH BHANDAPPA MUNNOLI	S	70000	20.75
540072	SHIVAEXPO	RAMESH BHANDAPPA MUNNOLI	S	70000	20.75
543924	SONALIS	VIRAL PRAFUL JHAVERI	B	10000	64.47
543924	SONALIS	VIRAL PRAFUL JHAVERI	B	10000	64.47
513515	SRIND	AUMIT CAPITAL ADVISORS LIMITED	S	200000	3.12
513515	SRIND	AUMIT CAPITAL ADVISORS LIMITED	S	200000	3.12
513515	SRIND	GAGANSINGHMOKHA	B	171450	3.12
513515	SRIND	GAGANSINGHMOKHA	B	171450	3.12
513515	SRIND	MANOJ KUMAR KANDA	B	100000	3.12
513515	SRIND	MANOJ KUMAR KANDA	B	100000	3.12
540914	SRUSTEELS	SRESTHA FINVEST LIMITED	S	370934	8.16
540914	SRUSTEELS	SRESTHA FINVEST LIMITED	B	297927	8.14
540914	SRUSTEELS	SRESTHA FINVEST LIMITED	S	370934	8.16
540914	SRUSTEELS	SRESTHA FINVEST LIMITED	B	297927	8.14
539117	SUJALA	CHAUBARA EATS PRIVATE LIMITED	S	56200	78.68
539117	SUJALA	CHAUBARA EATS PRIVATE LIMITED	B	5000	76.02
539117	SUJALA	CHAUBARA EATS PRIVATE LIMITED	S	56200	78.68
539117	SUJALA	CHAUBARA EATS PRIVATE LIMITED	B	5000	76.02
539117	SUJALA	KALYANI INDIA PVT LTD	B	50000	77.99
539117	SUJALA	KALYANI INDIA PVT LTD	B	50000	77.99
540168	SUPRAPFSL	SHEER CAPITAL VENTURES	S	221864	31.49
540168	SUPRAPFSL	SHEER CAPITAL VENTURES	S	221864	31.49
523722	SVAMSO	AMISHA YADAV	B	86847	10.8
523722	SVAMSO	AMISHA YADAV	B	86847	10.8
543745	SVS	YELLOWSTONE VENTURES LLP	B	150000	11.98
543745	SVS	YELLOWSTONE VENTURES LLP	B	150000	11.98
521005	TITANIN	KOTTALA INFRA LLP	S	191762	42.41

521005	TITANIN	KOTTALA INFRA LLP	S	191762	42.41
519367	TRANSFD	PUJARI GEETA	B	1208	199.6
519367	TRANSFD	PUJARI GEETA	B	1208	199.6
519367	TRANSFD	SHAVETA DAWAR	S	2244	199.32
519367	TRANSFD	SHAVETA DAWAR	S	2244	199.32
544303	TTC	ASHOK KUMAR AGRAWAL	S	9600	510.75
544303	TTC	ASHOK KUMAR AGRAWAL	S	9600	510.75
544303	TTC	CINCO STOCK VISION LLP	S	19200	510.75
544303	TTC	CINCO STOCK VISION LLP	S	19200	510.75
541338	UHZAVERI	HARPREET SINGH	S	119947	18.62
541338	UHZAVERI	HARPREET SINGH	S	119947	18.62
541338	UHZAVERI	HITESH MAHENDRAKUMAR SHAH	S	220023	18.63
541338	UHZAVERI	HITESH MAHENDRAKUMAR SHAH	S	220023	18.63
539798	UMIYA	GREEN PEAKS ENTERPRISES LLP	S	149803	38.07
539798	UMIYA	GREEN PEAKS ENTERPRISES LLP	S	149803	38.07
539798	UMIYA	PARESH DHIRAJLAL SHAH	S	60000	38.06
539798	UMIYA	PARESH DHIRAJLAL SHAH	S	60000	38.06
539798	UMIYA	PREETI BHAUKA	B	200000	38.06
539798	UMIYA	PREETI BHAUKA	B	200000	38.06
539798	UMIYA	STOCKFLAIR	B	70000	38.06
539798	UMIYA	STOCKFLAIR	B	70000	38.06
539314	UNIAUTO	ASHISH RAMESHCHANDRA KACHOLIA	S	306385	98.01
539314	UNIAUTO	ASHISH RAMESHCHANDRA KACHOLIA	S	306385	98.01
539314	UNIAUTO	HIMALAYA FINANCE &INVESTMENT CO	S	304001	98
539314	UNIAUTO	HIMALAYA FINANCE &INVESTMENT CO	S	304001	98
539314	UNIAUTO	VIKRAM JAIN	B	300000	98
539314	UNIAUTO	VIKRAM JAIN	B	300000	98
539314	UNIAUTO	VINIT JAIN	B	300000	98
539314	UNIAUTO	VINIT JAIN	B	300000	98
544002	VIVAA	KALGI KUNJAN VORA	B	20000	40.3
544002	VIVAA	KALGI KUNJAN VORA	B	20000	40.3
530057	VIVANZA	KALPESH VITHALDAS RAMI	S	329783	3.48
530057	VIVANZA	KALPESH VITHALDAS RAMI	S	329783	3.48
530057	VIVANZA	SWATI VISHAL SUTHAR	S	264209	3.49
530057	VIVANZA	SWATI VISHAL SUTHAR	S	264209	3.49

NSE

Security Code	Security Name	Client Name	Deal	Quantity	Price
AMIABLE	Amiable Logistics (I) Ltd	PARVEEN MALHOTRA	BUY	9600	87.3
APEXECO	Apex Ecotech Limited	ANIRUDHDH VIRAMBHAI BERIYA	SELL	86400	123.48
CEWATER	Concord Enviro Systems L	MORGAN STANLEY ASIA SINGAPORE PTE	SELL	110022	827.51
CEWATER	Concord Enviro Systems L	STATE BANK OF INDIA	SELL	276930	820.59
DAMCAPITAL	Dam Capital Advisors Ltd	S I INVESTMENTS ## BROKING PVT.LTD	BUY	400000	415.87
ESPRIT	Esprit Stones Limited	YOGESH CHAUDHARY	SELL	150400	117.14
GARUDA	Garuda Construct N Eng L	UTPAL H SHETH	BUY	480821	128.49
HSCL	Himadri Speciality Chem L	MODERN HI-RISE PRIVATE LIMITED	BUY	2500000	575.08
HOACFOODS	Hoac Foods India Limited	VIVEK SINGHAL	BUY	27000	157.54
IDENTICAL	Identical Brains Studio L	ISHAAN TRADEFIN LLP	BUY	332000	94.8
IDENTICAL	Identical Brains Studio L	MANSI SHARE AND STOCK ADVISORS PVT LTD	SELL	200000	94.8
JALAN	Jalan Transolu. India Ltd	PRIYATOSH GHOSH	BUY	87000	9.2
NMSTEEL	New malayalam Steel Ltd	NEOMILE CORPORATE ADVISORY LIMITED	BUY	100800	90
NMSTEEL	New malayalam Steel Ltd	NEOMILE GROWTH FUND - SERIES I	BUY	201600	90
OLIL	Oneclick Logistics Ind L	MAHESH LILADHAR BHANUSHALI	SELL	56400	97.59
OLIL	Oneclick Logistics Ind L	RAJAN SHIVRAM MOTE	SELL	56400	97.79
OLIL	Oneclick Logistics Ind L	SHARE INDIA SECURITIES LIMITED	BUY	50400	97
ONYX	Onyx Biotec Limited	ATUL KHEMKA	BUY	100000	71.65
PREMIUM	Premium Plast Limited	AIKYAM PARTNERS LLP	BUY	102000	47.93
SHANTI	Shanti Overseas (Ind) Ltd	SATISH GAHERILAL KOTHARI (HUF)	SELL	121832	16.35
SIKKO-RE	Sikko Industries Ltd	AAKASH CHOUDHARY	SELL	55073	1.25
SIKKO-RE	Sikko Industries Ltd	AJAY KUMAR	BUY	50000	1.25
SIKKO-RE	Sikko Industries Ltd	ALPABEN JAYANTIBHAI KUMBHANI	SELL	96794	1.2
SIKKO-RE	Sikko Industries Ltd	GHANSHYAM MOHANBHAI KUMBHANI	SELL	44800	1.19
SIKKO-RE	Sikko Industries Ltd	JAYANTIBHAI MOHANBHAI KUMBHANI	SELL	53423	1.2
SIKKO-RE	Sikko Industries Ltd	RACHNA SINGHAL	BUY	50000	1.25
STARCEMENT	Star Cement Limited	RAJENDRA CHAMARIA	SELL	19534116	227.7
STARCEMENT	Star Cement Limited	RAJENDRA CHAMARIA	SELL	19534116	227.7
STARCEMENT	Star Cement Limited	RENU CHAMARIA	SELL	3003146	227.7
STARCEMENT	Star Cement Limited	RENU CHAMARIA	SELL	3003146	227.7
STARCEMENT	Star Cement Limited	SACHIN CHAMARIA	SELL	7491941	227.7
STARCEMENT	Star Cement Limited	SACHIN CHAMARIA	SELL	7491941	227.7
STARCEMENT	Star Cement Limited	ULTRATECH CEMENT LIMITED	BUY	33626714	227.7
STARCEMENT	Star Cement Limited	ULTRATECH CEMENT LIMITED	BUY	33626714	227.7
SFML	Supreme Facility Mgmt Ltd	RCSPL SHARE BROKING PRIVATE LIMITED	SELL	233600	52.45
SFML	Supreme Facility Mgmt Ltd	SAUMIK KETAN DOSHI	BUY	241600	52.45
TPHQ	Teamo Productions HQ Ltd	G G ENGINEERING LIMITED	SELL	7609845	2.1
TPHQ	Teamo Productions HQ Ltd	HONEY SHARMA	BUY	13000000	2.1
UPL	UPL Limited	NERKA CHEMICALS PRIVATE LTD	BUY	1000000	504
UPL	UPL Limited	UNIPHOS ENTERPRISES LTD	SELL	1000000	504
VINNY	Vinny Overseas Limited	NIRAV DINESHBHAI CHAUDHARI	SELL	2831920	1.76
WORTH	Worth Peripherals Limited	VERSATILE TRANSLINK PRIVATE LIMITED	SELL	1000000	122
WORTH	Worth Peripherals Limited	VIJIT GLOBAL SECURITIES PRIVATE LIMITED	BUY	794173	122.01
WORTH	Worth Peripherals Limited	VIJIT SHARES AND COMMODITIES PVT. LTD.	BUY	90000	122

Disclosure:

Research Reports that are published by Nirmal Bang Securities Private Limited (hereinafter referred to as "NBSPL") are for private circulation only. NBSPL is a registered Research Analyst under SEBI (Research Analyst) Regulations, 2014 having Registration no. INH000001766. NBSPL is also a registered Stock Broker with National Stock Exchange of India Limited, BSE Limited, Metropolitan Stock Exchange of India Limited, Multi Commodity Exchange of India Limited and , National Commodity and Derivative Exchange Limited in Capital Market , Equity and Commodities derivatives segments and Currency Derivatives Segment .

NBSPL has other business divisions with independent research teams separated by Chinese walls, and therefore may, at times, have different or contrary views on stocks and markets.

NBSPL or its associates have not been debarred / suspended by SEBI or any other regulatory authority for accessing / dealing in securities Market since last 20 years. NBSPL, its associates or analyst or his relatives do not hold any financial interest (Except Investment) in the subject company. NBSPL or its associates or Analyst do not have any conflict or material conflict of interest at the time of publication of the research report with the subject company. NBSPL or its associates or Analyst or his relatives may or may not hold beneficial ownership of 1% or more in the subject company at the end of the month immediately preceding the date of publication of this research report.

NBSPL or its associates / analyst has not received any compensation / managed or co-managed public offering of securities of the company covered by Analyst during the past twelve months. NBSPL or its associates have not received any compensation or other benefits from the company covered by Analyst or third party in connection with the research report. Analyst has not served as an officer, director or employee of Subject Company. NBSPL / analyst has not been engaged in market making activity of the subject company.

Analyst Certification: The research analysts and authors of these reports, hereby certify that the views expressed in this research report accurately reflects my/our personal views about the subject securities, issuers, products, sectors or industries. It is also certified that no part of the compensation of the analyst(s) was, is, or will be directly or indirectly related to the inclusion of specific recommendations or views in this research. The analyst(s) principally responsible for the preparation of this research report and has taken reasonable care to achieve and maintain independence and objectivity in making any recommendations.

Disclaimer:

The Research Report is for the personal information of the authorized recipient and does not construe to be any investment, legal or taxation advice. NBSPL is not soliciting any action based upon it. Nothing in the research report shall be construed as a solicitation to buy or sell any security or product, or to engage in or refrain from engaging in any such transaction. In preparing the research report, we did not take into account the investment objectives, financial situation and particular needs of the reader.

The research report has been prepared for the general use of the clients of NBSPL and must not be copied, either in whole or in part, or distributed or redistributed to any other person in any form. If you are not the intended recipient you must not use or disclose the information in the research report in any way. Though disseminated to all the customers simultaneously, not all customers may receive the research report at the same time. NBSPL will not treat recipients as customers by virtue of their receiving the research report. The research report is not directed or intended for distribution to or use by any person or entity resident in a state, country or any jurisdiction, where such distribution, publication, availability or use would be contrary to law, regulation or which would subject NBSPL & its group companies to registration or licensing requirements within such jurisdictions.

The report is based on the information obtained from sources believed to be reliable, but we do not make any representation or warranty that it is accurate, complete or up-to-date and it should not be relied upon as such. We accept no obligation to correct or update the information or opinions in it. NBSPL or any of its affiliates or employees shall not be in any way responsible for any loss or damage that may arise to any person from any inadvertent error in the information contained in the research report. NBSPL or any of its affiliates or employees do not provide, at any time, any express or implied warranty of any kind, regarding any matter pertaining to this report, including without limitation the implied warranties of merchantability, fitness for a particular purpose, and non-infringement. The recipients of the research report should rely on their own investigations.

This information is subject to change without any prior notice. NBSPL reserves its absolute discretion and right to make or refrain from making modifications and alterations to this statement from time to time. Nevertheless, NBSPL is committed to providing independent and transparent recommendations to its clients, and would be happy to provide information in response to specific client queries.

Before making an investment decision on the basis of research report, the reader needs to consider, with or without the assistance of an adviser, whether the advice is appropriate in light of their particular investment needs, objectives and financial circumstances. There are risks involved in securities trading. The price of securities can and does fluctuate, and an individual security may even become valueless. International investors are reminded of the additional risks inherent in international investments, such as currency fluctuations and international stock market or economic conditions, which may adversely affect the value of the investment. Opinions expressed are subject to change without any notice. Neither the company nor the director or the employees of NBSPL accept any liability whatsoever for any direct, indirect, consequential or other loss arising from any use of the research report and/or further communication in relation to the research report. Here it may be noted that neither NBSPL, nor its directors, employees, agents or representatives shall be liable for any damages whether direct or indirect, incidental, special or consequential including lost revenue or lost profit that may arise from or in connection with the use of the information contained in the research report.

Copyright of this document vests exclusively with NBSPL.

Our reports are also available on our website

Registration granted by SEBI and certification from NISM in no way guarantee performance of NBSPL or provide any assurance of returns to investors.

Nirmal Bang Research (Division of Nirmal Bang Securities Pvt. Ltd.)

B-2, 301/302, Marathon Innova,
Opp. Peninsula Corporate Park
Off. Ganpatrao Kadam Marg
Lower Parel(W), Mumbai-400013
Board No. : 91 22 6723 8000/8001
Fax. : 022 6723 8010